

ZENDAW 1.0.8 MENUS AND FUNCTIONS

AUDIO



- Mixer - Meters: Reset
- Audio - Fade In to Cursor
- Audio - Fade Out to Cursor
- Audio - Increment Fade-In Length
- Audio - Decrement Fade-In Length
- Audio - Increment Fade-Out Length
- Audio - Decrement Fade-Out Length
- Audio - Crossfade
- Audio - Adjust Fades to Range
- Audio - Open Fade Editors
- Audio - Remove Fades
- Audio - Increment Event Volume
- Audio Decrement Event Volume
- File - Export Audio Mixdown
- Files - Import Audio File
- Direct Offline Processing - Direct Offline Processing
- Audio - Bounce Selection
- Devices - Audio Connections
- Devices - VST Performance (Audio Performance)

CONTROLLER LANES - AUDIO



Audio - Disable/Enable Track
MIDI - Controller Lane Setup 1
MIDI - Controller Lane Setup 2
Process - Reverse
Audio - Create Sampler Track (to Sampler)
Edit - Secondary Parameter: Decrease
Edit - Primary Parameter: Increase
Automation - Show Automation
Automation - Hide Automation
Edit - Show Lanes
Process Project Logical Editor - Delete Muted Elements (/ MUTED EES)
Edit - Primary Parameter Decrease
Edit - Primary Parameter Increase
Audio Alignment - Open Audio Alignement Panel
MIDI - Show/Hide Controller Lanes
MIDI - Show Used Controllers
Edit - Select Controllers in Note Range
MIDI - Delete Continuous Controllers
Transport - Enter Time Signature

VELOCITY - CCs



Edit - Stationary Cursor (Move Cursor)

Process Logical Preset - Velocity +10; -10; +5; -5; +1; -1

Process Logical Preset - Velocity 30; 40; 50; 60; 70; 80; 90; 100; 110; 120; 127

Process Logical Preset - Velocity random 85 to 105

Process Logical Preset - Select CC1; CC2; CC7; CC11; CC15; CC21

Process Logical Preset - CC +10; -10; +5; -5; +1; -1

Process Logical Preset - Copy CC1 to CC11; Copy CC11 to CC1

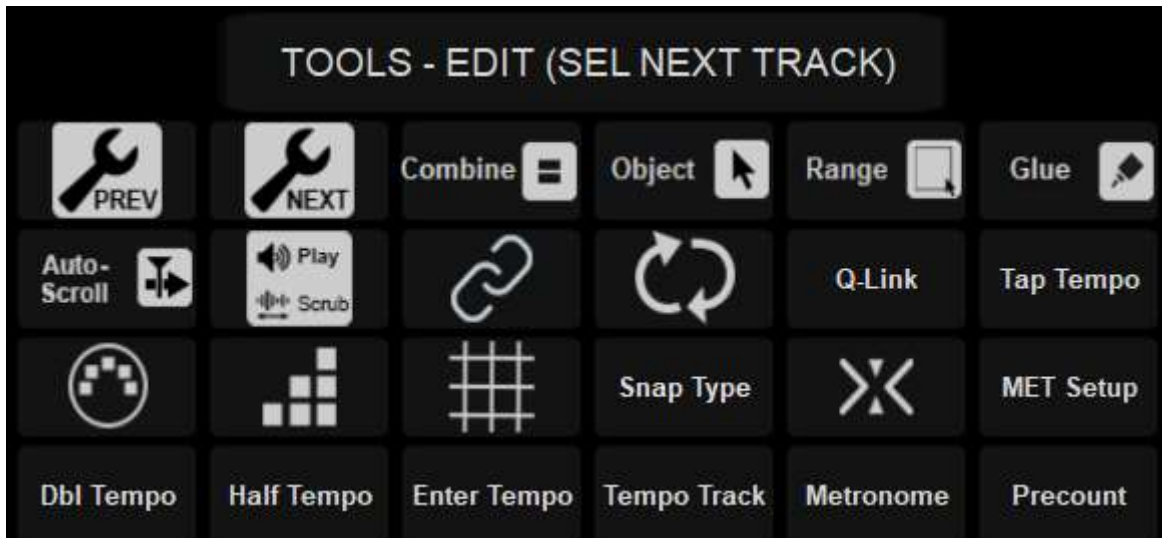
Process Logical Preset - Push Forward +4 Ticks

Process Logical Preset - Push Backward -4 Ticks

Process Logical Preset - Downbeat Accent +4

Process Logical Preset - Downbeat Accent -4

TOOLS – EDIT



Project - Select Track: Add New

Tool - Previous Tool

Tool - Next Tool

Tool - Combine Selection Tools On/Off

Tool - Object Selection Tool

Tool - Range Selection Tool

Tool - TimeWarp Tool

Edit - Auto-Scroll On/Off

Tool - Play Tool

Edit - Toggle Link Project and Lower Zone Editor Cursor

Transport - Cycle

Mixer - Q-Link

Project - Beat Calculator

MIDI - Toggle MIDI Input

MIDI - Toggle Step Input

Edit - Select Next Grid Type

Edit - Snap On/Off

Transport - Metronome Setup

Process Logical Preset - Double Tempo

Process Logical Preset - Half Tempo

Transport - Enter Tempo

Project - Open Tempo Track

Transport - Activate Metronome

Transport - Use Precount

QUANTIZE



Transport - Enter Project Cursor Position (Go to Bar)

Quantize Category - Set Quantize to 1/1

Quantize Category - Set Quantize to 1/2

Quantize Category - Set Quantize to 1/4

Quantize Category - Set Quantize to 1/8

Quantize Category - Quantize MIDI Event Ends

MIDI - Fixed Lengths

Quantize Category - Set Quantize to 1/16

Quantize Category - Set Quantize to 1/32

Quantize Category - Set Quantize to 1/64

Quantize Category - Set Quantize to 1/128

Quantize Category - Create Groove Quantize Preset

Quantize Category - Auto Quantize On/Off

Quantize Category - Toggle Quantize Dotted

Quantize Category - Toggle Quantize Triplet

MIDI - Legato

Quantize Category - Quantize

Quantize Category - Iterative Quantize On/Off

Quantize Category - Reset Quantize

Process Logical Preset - Transpose + 12

Process Logical Preset - Transpose + 1

Process Logical Preset - Transpose + 1/2

Quantize Category - Quantize Panel

MIDI - Delete Overlaps (poly)

MIDI - Delete Doubles

Process Logical Preset - Transpose - 12

Process Logical Preset - Transpose - 1

Process Logical Preset - Transpose - 1/2

Quantize Category - AudioWarp Quantize On/Off

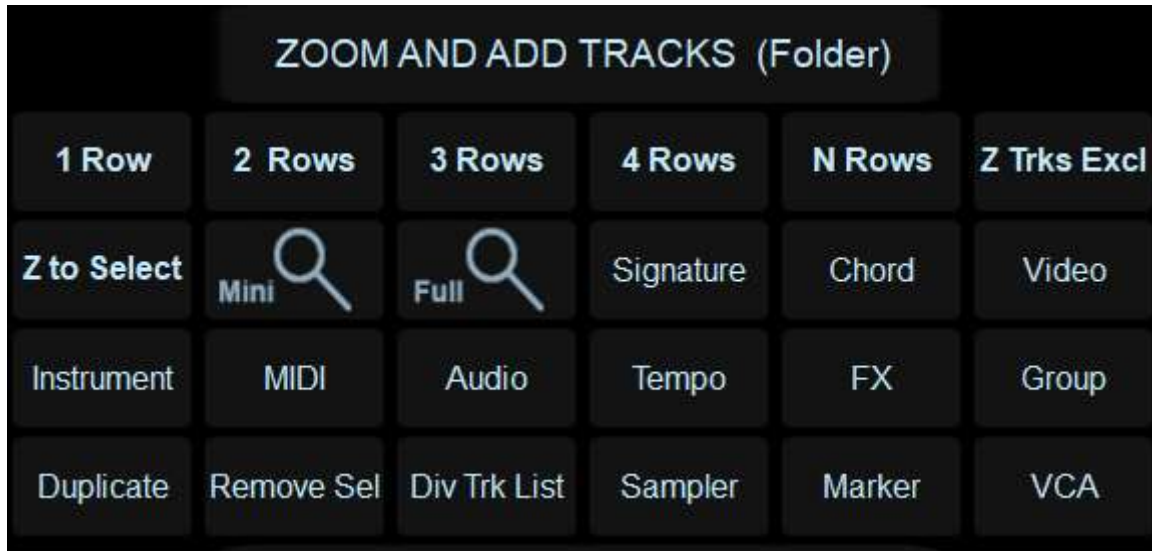
Edit - Insert Bars
Project - Tempo Detection

EDIT



MIDI - Bounce MIDI
Edit - Cut
Edit - Copy
Edit - Paste
Edit - Duplicate
Edit - Paste at Origin
Edit - Select All
Edit - Delete
Edit - Paste Time
Edit - Cut Time
Edit - Insert Silence
Edit - Move to Cursor
Edit - Select None
Edit- Undo
Edit - Redo
Edit - Split Loop
Edit - Split at Cursor
Edit - Select from Start to Cursor
Edit - Select from Cursor to End
Transport - Set Left Locator to Project Cursor Position
Transport - Set Right Locator to Project Cursor Position
Edit - Mute/Unmute Objects
Transport - Locate Selection Start
Process Logical Preset - Select Highest Pitch
Process Logical Preset - Select Lowest Pitch

ZOOM AND ADD TRACKS



Add Track - Folder

Zoom - Zoom Tracks 1 Row

Zoom - Zoom Tracks 2 Rows

Zoom - Zoom Tracks 3 Rows

Zoom - Zoom Tracks 4 Rows

Zoom - Zoom Tracks N Rows

Zoom - Zoom Tracks Exclusive

Zoom - Zoom to Selection

Zoom - Zoom - Zoom Tracks Minimal

Zoom - Zoom - Zoom Tracks Full

Add Track - Signature

Add Track - Chord

Add Track - Video

Add Track - Instrument

Add Track - MIDI

Add Track - Audio

Add Track - Tempo

Add Track - FX Channel

Add Track - Group Channel

Project - Duplicate Tracks

Project - Remove Selected Tracks

Project - Divide Track List

Add Track - Sampler

Add Track - Marker

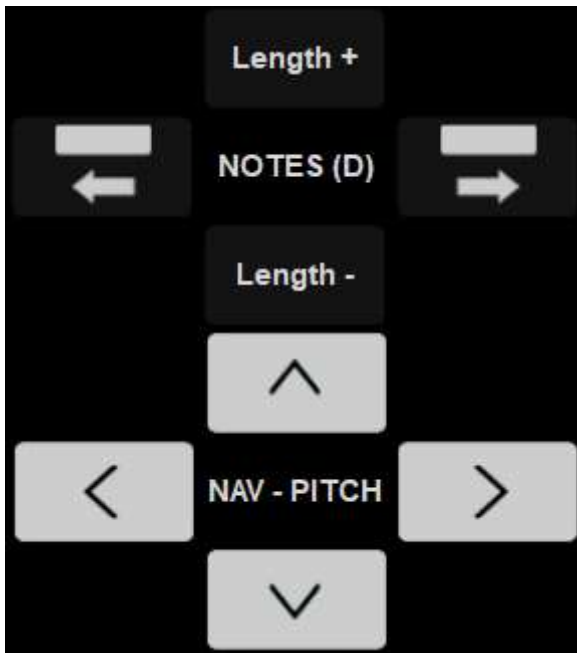
Add Track - VCA Fader

ZOOM MENU



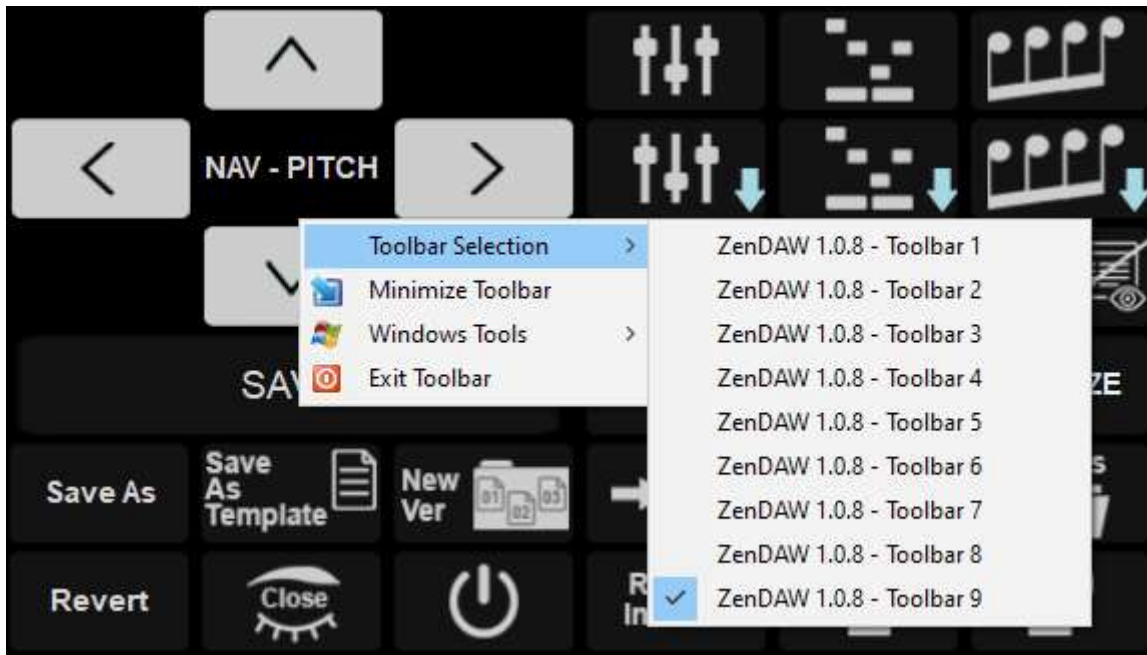
Project - Select Track: Add Prev
Zoom - Zoom to Locators
Zoom - Zoom to Event
Zoom - Zoom to Selection Horizontally
Zoom - Zoom to Selection
Transport - Enter Left Locator
Transport - Enter Right Locator
Zoom - Zoom MEM
Zoom - Zoom ZAP
Zoom - Undo Zoom
Zoom - Redo Zoom
Zoom - Zoom In Vertically
Zoom - Zoom Out Vertically
Score Meter Scale - Edit Mode - 150 %
Score Meter Scale - Edit Mode - 200 %
Score Meter Scale - 400 %
Zoom - Zoom Full
Zoom - Zoom In
Zoom - Zoom Out

NOTES



Process Logical Preset - +40PPQ (Length +)
Process Logical Preset - -40PPQ (Length -)
Nudge - Left
Nudge - Right
Nav - Pitch (Hidden Menu to exit ZenDAW + extras)
Create New Workspaces (D) Desks 1 to 6
Navigate - Up
Navigate - Down
Navigate - Left
Navigate - Right

NAVIGATION - PITCH (Hidden Menus)



Toolbar Selection
Minimize Toolbar
Windows Tools
Exit Toolbar

SAVE (Cubase/Nuendo Projects)



File - Save
File - Save As
File - Save as Template
File - Save New Version
File - Revert
File - Close
File - Quit

Legal Note: Cubase™, Nuendo™, VST™ and associated logos are registered trademarks of Steinberg Media Technologies GmbH. Logo use is for illustration purposes only. ZenDAW are not affiliated with Steinberg in any way.

ZOOM PRESETS



Tablet PC - Linked to Tablet PC Setup

Zoom - Zoom Preset 1

Zoom - Zoom Preset 2

Zoom - Zoom Preset 3

Zoom - Zoom Preset 4

Zoom - Zoom Preset 5

File - Open (Open Project)

File - Export Video (Export Video)

Workspaces - Workspace 1 (Desk 1)

Workspaces - Workspace 2 (Desk 2)

Workspaces - Workspace 3 (Desk 3)

Workspaces - Workspace 4 (Desk 4)

Workspaces - Workspace 5 (Desk 5)

Workspaces - Workspace 6 (Desk 6)

Transport - MIDI Retrospective Record: Insert from All MIDI inputs (MIDI RS)

Transport - MIDI Retrospective Record: Insert from Track input as Cycle Recording (Cycle RS)

Transport - MIDI Retrospective Record: Empty All Buffers (Empty All)

(Viewed functions will depend on your toolbar preset selection)

TRACK VIEWS - SOLO MODE

(Hidden Function: press/hold and move your finger/mouse to adjust your workspace position on your Touchscreen)

TRACK VIEWS - SOLO MODE

TRACK VIEWS - SOLO MODE



Project - Open Pool
Project - Open Markers
MIDI - Expression Map Setup...
Hub - Hub
Automation - Open Panel
Chords - Show/Hide Chord Pads
Media - Open MediaBay
Project - Setup
Devices - Time Display
Devices - Video
Devices - Mixer
Editors - Open Key Editor in Window
Editors - Open Score Editor in Window
Editors - Open Drum Editor in Window
Editors - Open Sample Editor
Devices - MixConsole Lower Zone
Editors - Open Key Editor in Lower Zone
Editors - Open Score Editor in Lower Zone
Editors - Open Drum Editor in Lower Zone
Editors - Open Sample Editor in Lower Zone
Editors - Open/Close Editor
Channel & Track Visibility - Agents: Show All Channels/Tracks
Channel & Track Visibility - Agents: Hide Selected Channels/Tracks
Channel & Track Visibility - Agents: Show Only Selected Channels/Tracks
Channel & Track Visibility - Agents: Show Channels/Tracks with Data
DAW - Launching Cubase/Nuendo (see the note about it)
MIDI - Pedals to Note Length (Remove Pedals)
Window Zones - Show/Hide Left Zone
Window Zones - Show/Hide Right Zone
Window Zones - Show/Hide Lower Zone
Devices - VST Instruments
Preferences - Folders - Show Data on Folder Tracks
Project - Folding: Toggle Tracks
Project - Notepad
Transport - Exchange Time Formats
Render in Place - Render (with current Settings)
Edit - Lock
Edit - Unlock
Edit - Group
Edit - Ungroup
Edit - Mute
Edit - Solo
Edit - Monitor
Edit - Edit Channel Settings
Edit - Record Enable
Automation - Read Automation for All Tracks On/Off
Automation - Write Automation for All Tracks On/Off
Devices - VST Instruments

Edit - Deactivate All Mute States (Unmute All)
 Edit - Deactivate All Solo States (Unsolo All)
 Mixer - Expand: Routing
 Mixer - Expand: Inserts
 Mixer - Expand: EQs
 Mixer - Expand: Channel Strip
 Mixer - Expand: Sends
 Edit - Invert Selection
 Add Track - Using Track Preset... (Track Browser)
 Project - VST Preset: Previous
 Project - VST Preset: Next
 Project - VST Preset: Open Browser
 Mixer - Expand: Routing
 Mixer - Expand: Inserts
 Mixer - Expand: Eqs
 Mixer - Expand: Channel Strip
 Mixer - Expand: Sends
 Edit - Invert Selection
 Add Track - Using Track Preset... (Track Preset Browser)
 Project - VST Preset: Previous
 Project - VST Preset: Next
 Project - VST Preset: Open Browser (VST Preset Browser)

TRANSPORT FUNCTIONS



Transport - Locate Previous Marker
 Transport - Locate Next Marker
 Transport - Insert Marker
 Transport - Insert Cycle Marker
 Transport - Nudge -1 Bar
 Transport - Nudge +1 Bar

Transport - Locate Previous Event
Transport - Locate Next Event
Transport - Play Selection Range
Transport - Go to Left Locator
Transport - Go to Right Locator
Transport - Locators to Selection
Transport - Fast Rewind
Transport - Rewind
Transport - Forward
Transport - Fast Forward
Transport - Loop Selection
Transport - Return to Start Position
Transport - StartStop
Transport - Record