

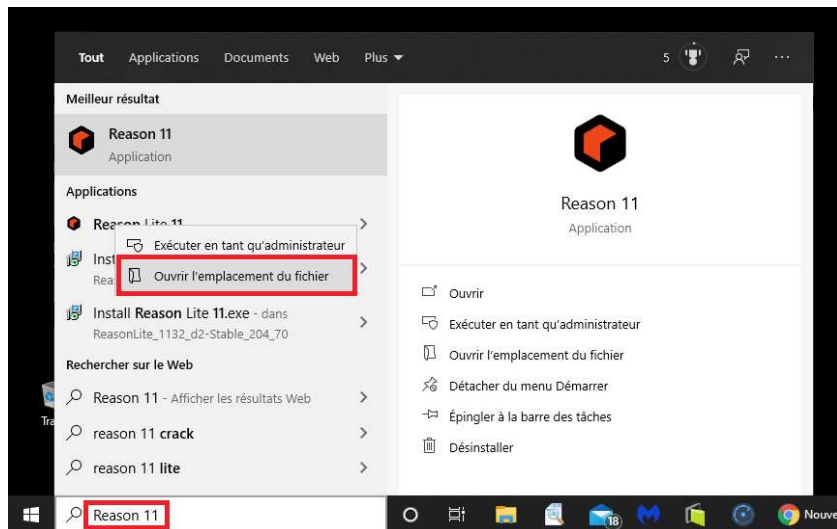
CLOUDKEYS Shortcut Settings

www.zendaw.com

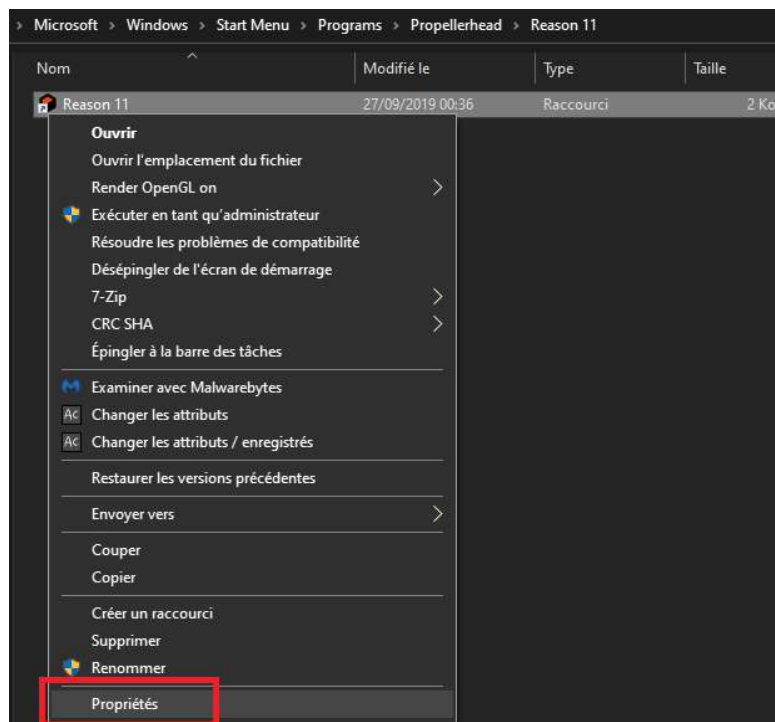
Procedures for DAW Touch Button Settings on Windows
(Reason launch with the Reason Logo touch button on your touch workspace)

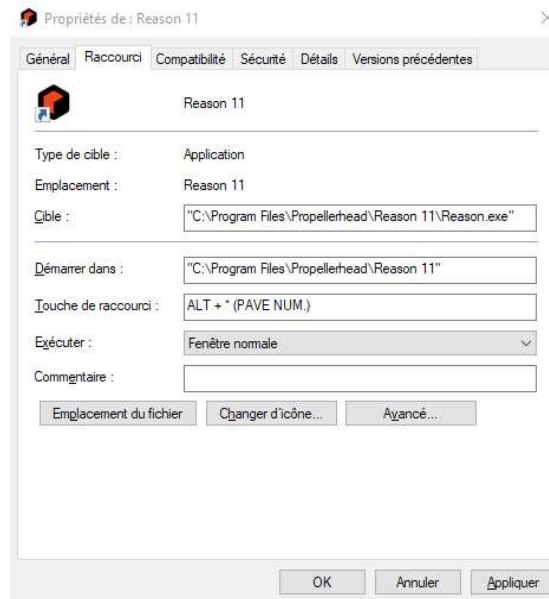
Procedure

- Click on Windows search bar (Win Start Menu) and type « Reason »
- Click on Open file location



- Right mouse click on « Reason » and click on « Properties »





- Enter with your PC keyboard the keyboard shortcut:
ALT + (Num) *
- Click on « Apply » and « OK ». You are set and ready to work!

Legal Note:

Reason™ and associated logos are registered trademarks of Reason Studios. Logo use is for illustration purposes only. ZenDAW are not affiliated with Reason Studios in any way.